

City of **Somerville**

PUBLIC HEARING CONSOLIDATED ANNUAL PERFORMANCE EVALUATION REPORT

Mayor Katjana Ballantyne

**Mayor's Office of Strategic Planning & Community
Development**

Presented By


Alan Inacio

Director of Finance and Admin, OSPCD

Thomas Galligani

Interim Executive Director

Thursday, December 8, 2022



AGENDA


- Welcome & Introduction
- Overview of Covered Programs and Goals
- CAPER Overview and Draft Performance Summary (Including CV funding update)
- Public Comments



2021-2022 CAPER

Overview of Covered Programs

- **CDBG Funds** can be used in a flexible manner for economic development, improvements to parks and open space, needed public services, and affordable housing projects and programs.
- **HOME Investment Partnership Funds** can be used to further affordable housing programs and projects.
- **Emergency Solutions Grant (ESG) Funds** are to be used to support shelters, homelessness prevention, and rapid re-housing programs for homeless and those at risk of homelessness



Action Plan: Goals and Objectives

- **Stabilize and Revitalize Diverse Neighborhoods** – this objective includes neighborhood infrastructure, parks and open space, and economic development projects aimed at targeted low to moderate-income areas within the city.
- **Preserve and Maintain Existing Affordable Housing** – this objective includes both CDBG and HOME funding for targeting affordable housing activities including homeowner rehab, energy system replacement, homebuyer assistance, tenant-based rental assistance, and special projects.
- **Family Stabilization and Job Readiness** – this objective mainly supports public services agencies in providing family economic stabilization activities mainly through CDBG funding.
- **Ending and Reducing Homelessness** – this objective will utilize mainly ESG funds to target efforts to reduce and end homelessness.
- **Infrastructure and Urban Environment Improvements** – this objective utilizes CDBG funds to address a lack of recreational space in low and moderate-income areas in the city. Other improvements include mobility/safety improvements and tree planting. q

OVERVIEW OF THE CAPER

Consolidated Annual Performance and Evaluation Report (CAPER)

Provides annual performance reporting.

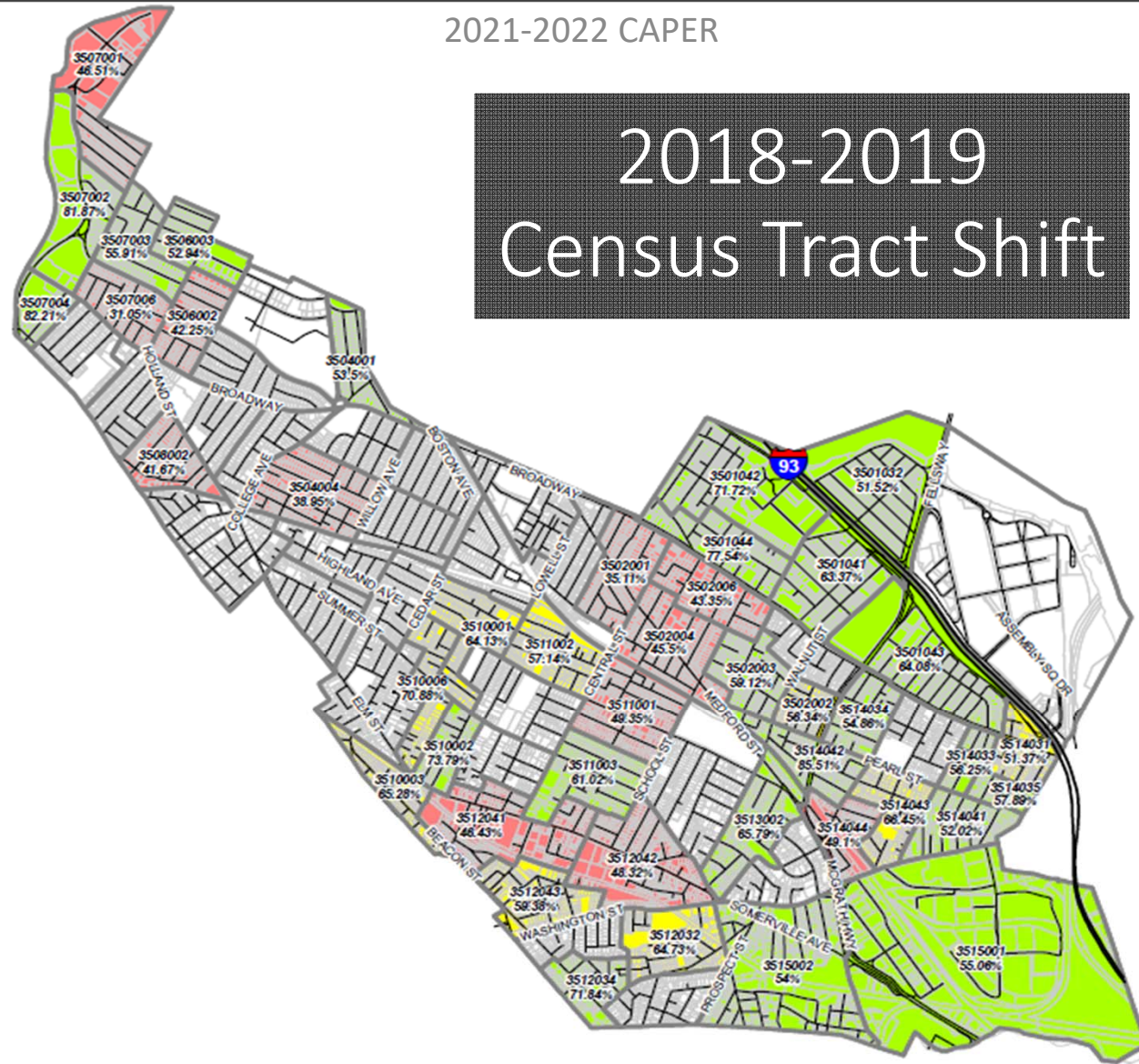
Integrated Disbursement Information System (IDIS),

Fulfills statutory and regulatory program reporting requirements

Provides the City of Somerville and HUD with the overall program performance, accomplishments, and planned goals.

2021-2022 CAPER

2018-2019 Census Tract Shift



LMI-ELIGIBLE BLOCK GROUPS

Source:
American Community Survey
5-Year Estimates, 2006-2010
and 2011-2015

- Eligible per 2011-2015 ACS; Eligible per 2006-2010 ACS
- Eligible per 2011-2015 ACS; Not Eligible per 2006-2010 ACS
- Not Eligible per 2011-2015 ACS; Eligible per 2006-2010 ACS

Block Group Annotation:

3501032 ← Block Group ID
51.18% ← Percent Low-Mod Income

Interstate Highway

Streets

Parcels

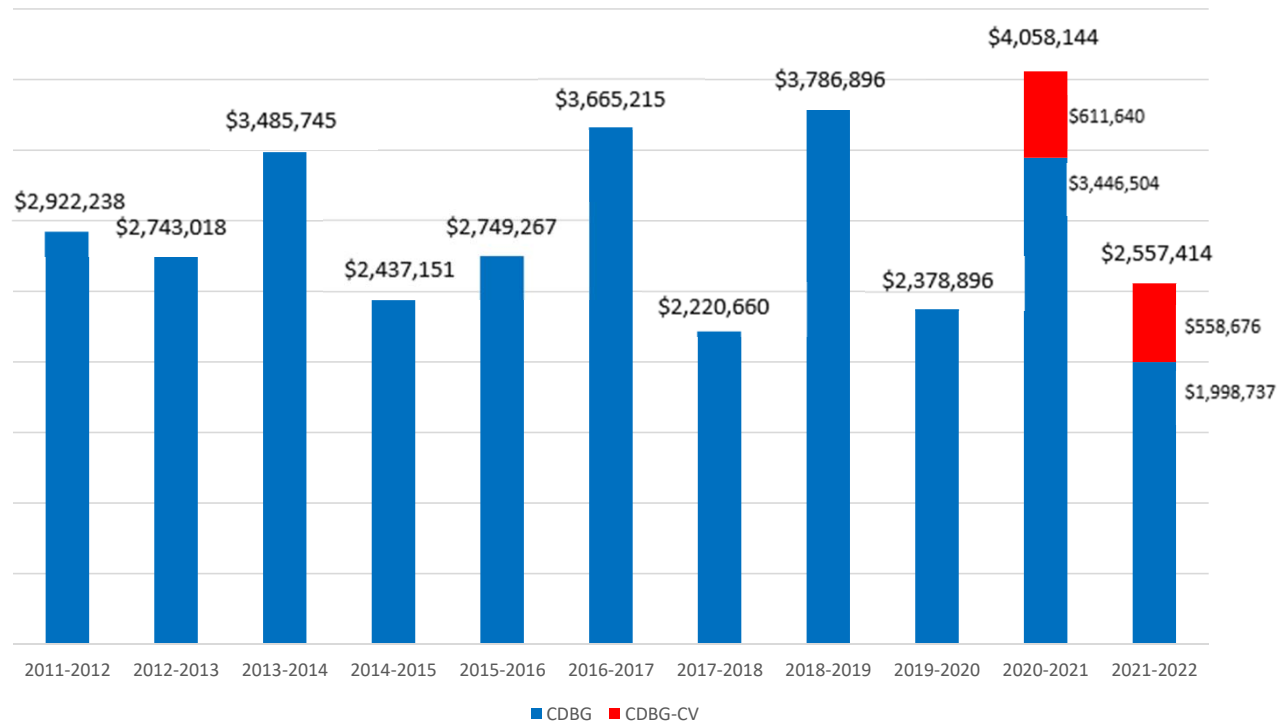


Date: May 10, 2019

Engineering Department
GIS Division
1 Franey Rd
Somerville, MA 02145

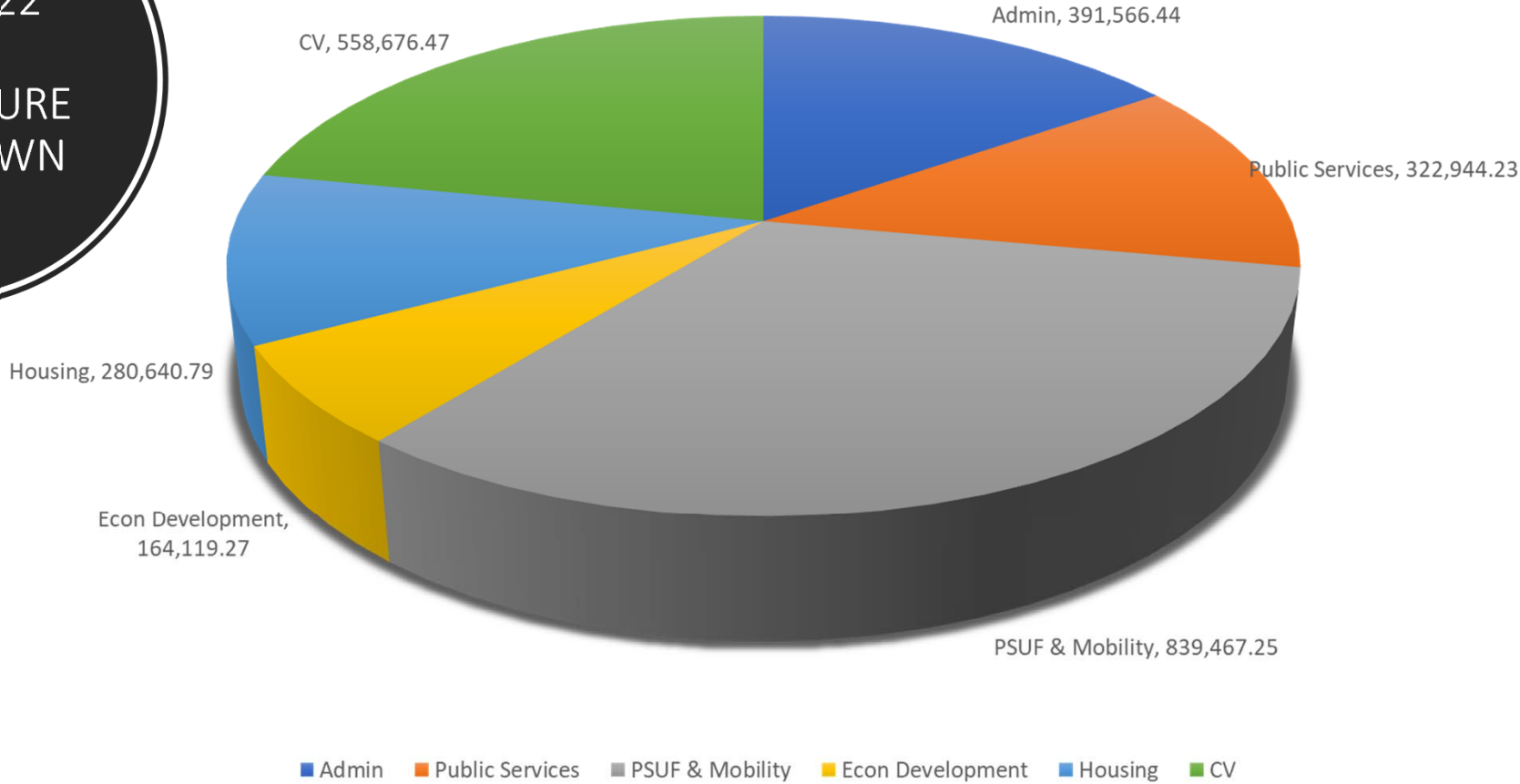
2021-2022 CAPER

CDBG EXPENDITURE HISTORY 2011- 2022



2021-2022
CDBG
EXPENDITURE
BREAKDOWN

2021-2022 CAPER



ASSESSMENT OF GOALS & OBJECTIVES

ECONOMIC DEVELOPMENT

Covid Business Relief Loans

- Spring 2020: City awarded supplemental CDBG-CV allocation as part of CARES Act legislative package.
- As pandemic and related interruptions persisted longer than expected the city allocated over \$1.7M in direct business relief through forgivable loan program.
- In program year 2021, CDBG-funded business relief program started to assist with the closures.
- The city continued to provide funding through targeted city-funded program focused on outdoor dining.

Overall, the city assisted approximately 200 businesses

Main Street Technical Assistance

- Throughout the pandemic the city relied heavily on two local on-the-ground technical assistance agencies to help small businesses navigate the ever-changing landscapes of public health policies and city mandates.
- In program year 2021, **Union Square** and **East Somerville Main Streets** continued to provide technical assistance and community outreach to small businesses in their districts with limited capacity to navigate through the public health crisis.
- Also provided technical assistance for businesses struggling with the impacts of the rapid development in those business districts.



2021-2022 CAPER

Assessment of Goals & Objectives Economic Development



PROJECTS	FY 2021 EXPENDITURE
East Somerville Main Streets	\$50,000
Union Square Main Streets	\$50,000
Project Delivery Cost	\$64,119
Total	\$164,119



2021-2022 CAPER

ASSESSMENT OF GOALS & OBJECTIVES TRANSPORTATION & INFRASTRUCTURE

Multi-Modal Traffic and Road Improvements

The city completed multi-modal and pedestrian safety goals.

Bike lane safety measures such as purchase and installation of bike lane separators were implemented in low-to-moderate income areas citywide.

Partially financed utilizing CDBG funds.



2021-2022 CAPER



ASSESSMENT OF GOALS &
OBJECTIVES
TRANSPORTATION &
INFRASTRUCTURE

PROGRAM YEAR 2021
EXPENDITURES

PROJECT	FY 21 EXPENDITURE
Multi-Modal Traffic and Road Improvements	\$116,477
Streetscape Project Delivery Cost	\$11,799
Total	\$128,276

ASSESSMENT OF GOALS & OBJECTIVES PARKS & OPEN SPACES

STREET TREE PLANTING

Planted approx. 145 trees throughout CDBG districts across Spring and Fall 2021; increased urban tree canopy to improve quality of life. Costs also included watering of trees planted in CDBG-eligible areas during the previous program year.

2020 had 201 trees planted, with 60 in CDBG-eligible areas)



HEALEY SCHOOL PLAYGROUND AND FIELDS

Phase 2 of athletic fields began construction in late Spring 2021 and continued throughout the program year. The project will provide much needed athletic field and recreational space for youth programming.

JUNCTION PARK

The City's newest CDBG-funded parks project entered the design and planning phase during the past program year. Pending design decisions, construction expected to begin in Spring/Summer of 2023



2021-2022 CAPER

ASSESSMENT OF GOALS &
OBJECTIVES
PARKS & OPEN SPACE
PROGRAM YEAR 2021
EXPENDITURES

Project	FY 21 Expenditure
Street Tree Planting	\$144,057
Healey Playground/Athletic Fields	\$439,715
Junction Park	\$13,200
Prospect Hill Park	\$23,930
5 Palmer Ave	\$3,150
Parks Project Delivery Costs	\$71,669
Tree Planting Project Delivery Costs	\$15,470
Total	\$711,191

Assessment of Goals & Objectives Housing

Eligible uses of CDBG and HOME funds:

- New Construction of Housing (HOME)
- Housing Rehabilitation (CDBG) (HOME)
- Tenant-Based Rental Assistance (HOME)
- Assistance to Homebuyers (HOME) (CDBG)

PY21 Funds expended on housing programs and projects:

- \$280,368 of HOME funds
- \$218,641 CDBG funds





ASSESSMENT OF GOALS & OBJECTIVES

HOUSING

2021-2022 CAPER

Program Name	PY21 Expenditure	Accomplishments
Housing Development	\$280,368 HOME	<ul style="list-style-type: none">• 11 Households received tenant based rental assistance• CHDO operating funds provided to Somerville Community Corp
Housing Rehab	\$280,641 CDBG	<ul style="list-style-type: none">• 23 total units rehabilitated• Additional 100 Homes program units include 3 units at 27 Everett Ave, and 9 Gilman St.

2021-2022 CAPER

ASSESSMENT OF GOALS & OBJECTIVES HOUSING ACQUISITION & REHAB

- Throughout the 2021-2022 year, one of the City's goals was to create more affordable housing and continue to aid in upgrades and rehabilitation of housing across the city. 23 of the units were eligible for CDBG funding.
- Eligible uses of this funding includes window replacements, boiler, and water heater replacement efficiency upgrades. Some units were also purchased in order to maintain their affordability in the future.

INCOME LEVEL	NUMBER OF UNITS ELIGIBLE
Extremely Low	5
Low (50% AMI)	11
Moderate (80%AMI)	7

Assessment of Goals & Objectives Public Services

Public Service and ESG programs awarded to 15 Non-Profit agencies through 19 projects primarily to address:

- Family Stabilization and Job Readiness programs
- Prevention Programs to Help Reduce and End Homelessness

The following slides will detail how many low-income residents were served.

ASSESSMENT OF GOALS &
OBJECTIVES
PUBLIC SERVICES

2021-2022 CAPER

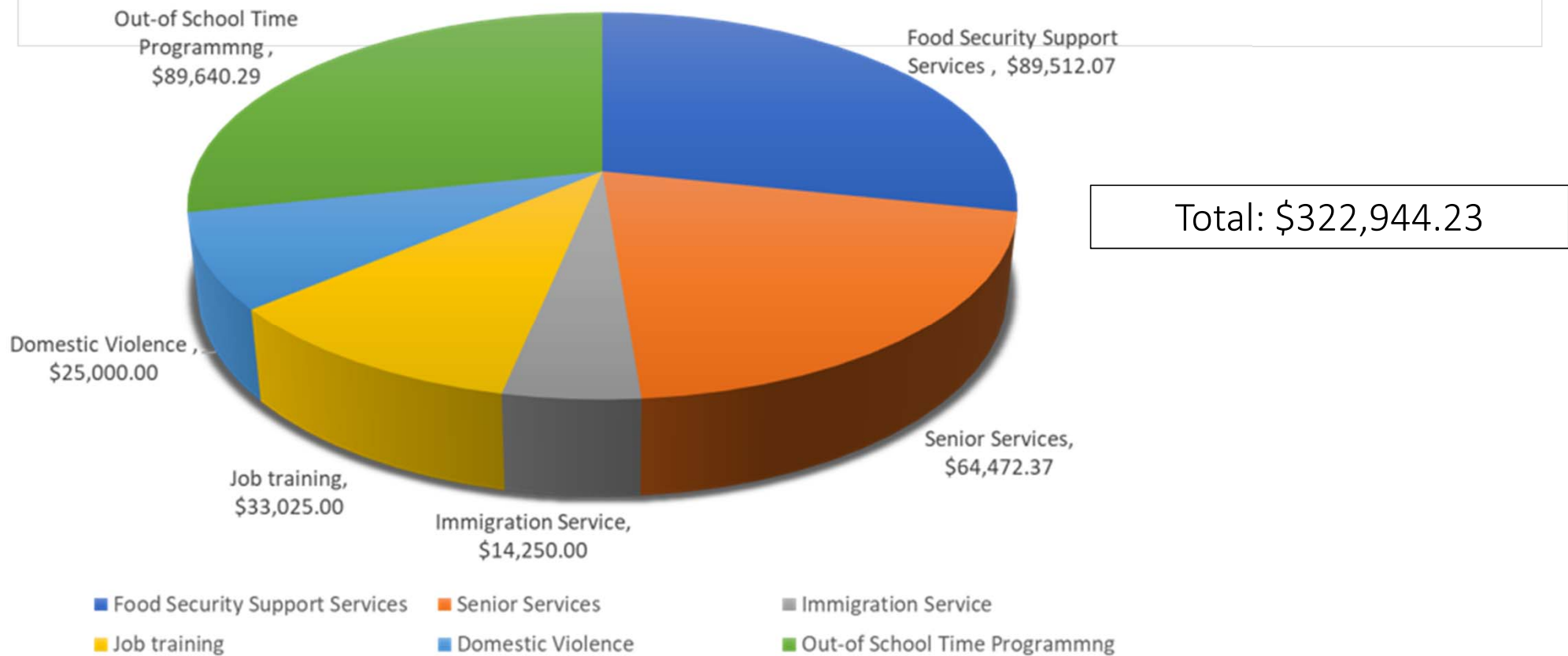
Summary of Services and Persons Served*

Eligible Activity	People Assisted CDBG	People Assisted CDBG-CV
Food Security Support Services (including farmers market)	10,875	3,229 (People Served) 1,698 (Households)
Senior & Handicapped Services	253	-
Immigration Service /ESL	235	-
Rental Assistance	-	50 (Households)
Job Training	50	-
Domestic Violence	577	-
Out-of-School Time Programming	99	108 (People Served) 19 (Households)
Total	12,089	1,767 (households)

*Preliminary data, confirmation pending

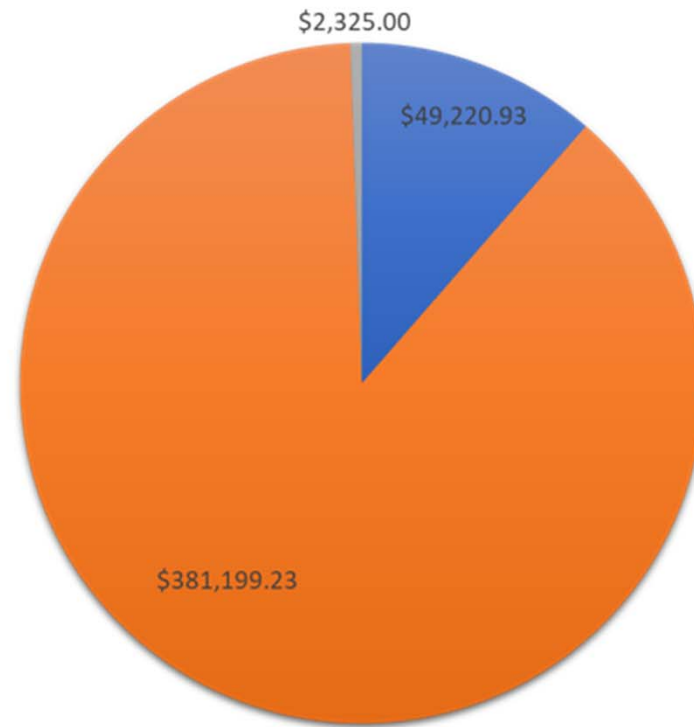
2021-2022 CAPER

Public Services Expenditures CDBG



2021-2022 CAPER

Public Services Expenditures CDBG-CV

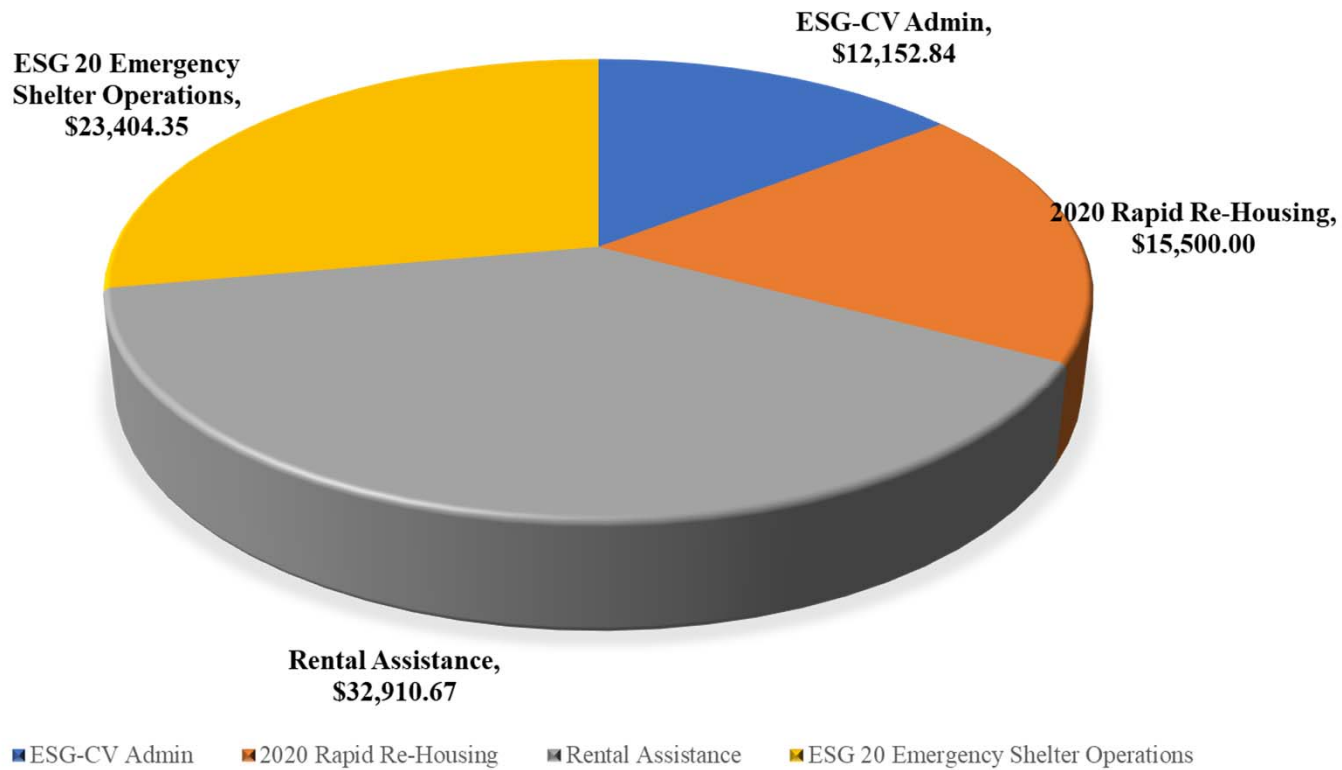


Total: \$432,745.16

■ Food Security Support Services ■ Rental Assistance ■ Out of School Time Programming

2021-2022 CAPER

2021-2022 ESG EXPENDITURE BREAKDOWN



Total: \$83,967.86



Public Comments & Next Steps



Public Comments & Questions

- Verbal: via the Consolidated Annual Performance Evaluation Report Public Hearings
- Via email to: ospcd@somervillema.gov
- In writing to:
 - OSPCD Attn: Alan Inacio
 - 93 Highland Avenue
 - Somerville, MA 02143
- Visit the City's website for more information at www.somervillema.gov
- Comments will be accepted through the end of the business day on December 22, 2022.

