



Public Hearing
Consolidated Annual Performance Evaluation Report
July 1, 2020- June 30, 2021

City of Somerville, MA
Mayor Joseph A. Curtatone
**Mayor's Office of Strategic Planning & Community
Development**

Presented by: Alan Inacio
Director of Finance and Admin, OSPCD
Thursday, November 18, 2021
George Proakis
Executive Director



2020-2021 CAPER

Tonight's Agenda

- Welcome & Introductions
- Overview of the Covered Programs and Goals
- CAPER Overview and Draft Performance Summary (Including CV funding update)
- Public Comments



Overview of Covered Programs

- **CDBG Funds** can be used in a flexible manner for economic development, improvements to parks and open space, needed public services, and affordable housing projects and programs.
- **HOME Investment Partnership Funds** can be used to further affordable housing programs and projects.
- **Emergency Solutions Grant (ESG) Funds** are to be used to support shelters, homelessness prevention, and rapid re-housing programs for homeless and those at risk of homelessness.



Action Plan Goals and Objectives

- **Stabilize and Revitalize Diverse Neighborhoods** – this objective includes neighborhood infrastructure, parks and open space, and economic development projects aimed at targeted low to moderate income areas within the city.
- **Preserve and Maintain Existing Affordable Housing** – this objective includes both CDBG and HOME funding for targeting affordable housing activities including homeowner rehab, energy system replacement, homebuyer assistance, tenant based rental assistance, and special projects.
- **Family Stabilization and Job Readiness** – this objective mainly supports public services agencies in providing family economic stabilization activities mainly through CDBG funding.
- **Ending and Reducing Homelessness** – this objective will utilize mainly ESG funds to target efforts to reduce and end homelessness.



2020-2021 CAPER

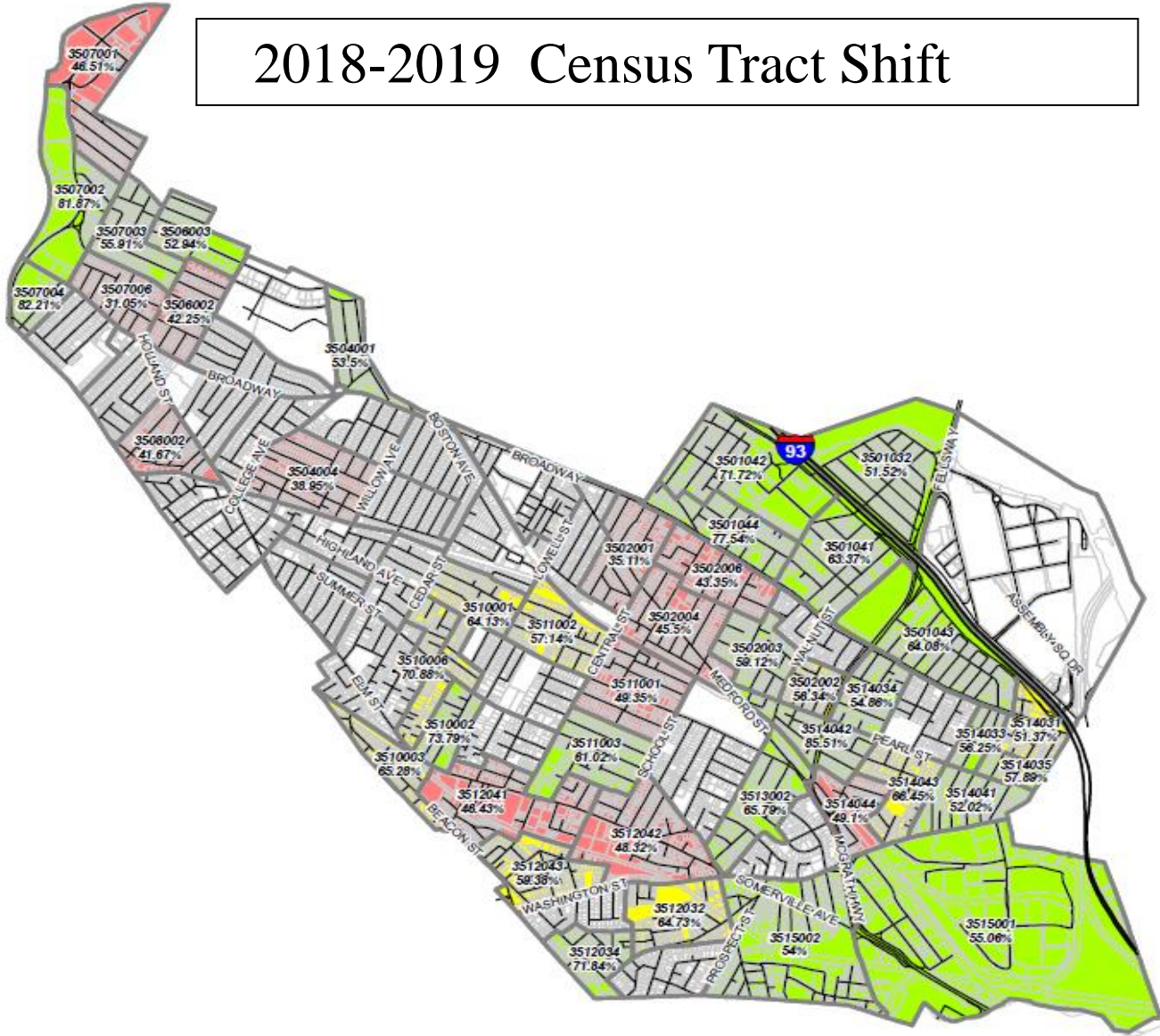
Overview of the CAPER

The Consolidated Annual Performance and Evaluation Report (CAPER) provides annual performance reporting. The CAPER, in conjunction with the Integrated Disbursement Information System (IDIS), fulfills statutory and regulatory program reporting requirements and provides the City of Somerville and HUD with the necessary information to assess the overall program performance and accomplishments against planned goals and objectives.



2020-2021 CAPER

2018-2019 Census Tract Shift



LMI-ELIGIBLE BLOCK GROUPS

Source:
American Community Survey
5-Year Estimates, 2006-2010
and 2011-2015

- Eligible per 2011-2015 ACS; Eligible per 2006-2010 ACS
- Eligible per 2011-2015 ACS; Not Eligible per 2006-2010 ACS
- Not Eligible per 2011-2015 ACS; Eligible per 2006-2010 ACS

Block Group Annotation:
3501032 ← Block Group ID
51.18% ← Percent Low-Mod Income

- Interstate Highway
- Streets
- Parcels



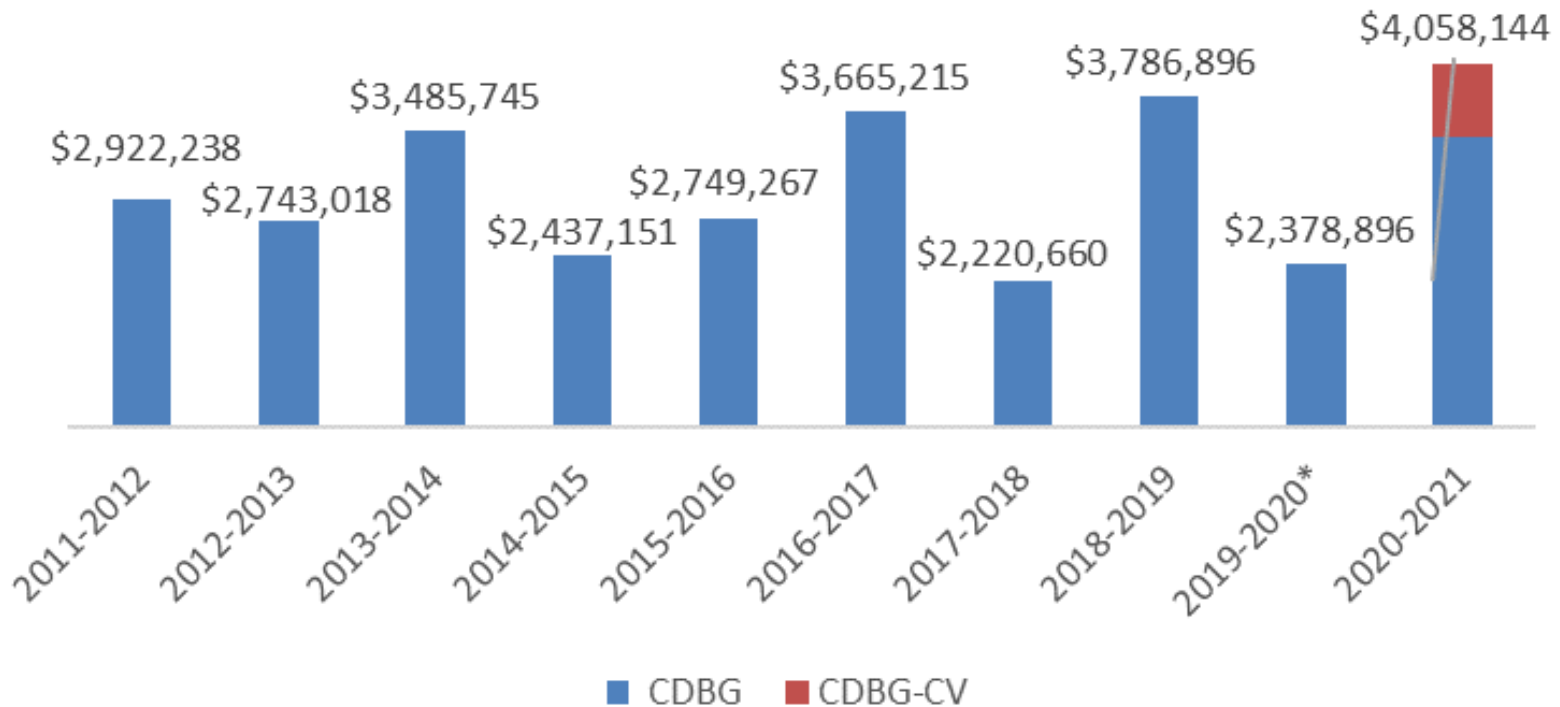
Date: May 10, 2019

Engineering Department
GIS Division
1 Franey Rd
Somerville, MA 02145



2020-2021 CAPER

CDBG Expenditure History 2011-2021

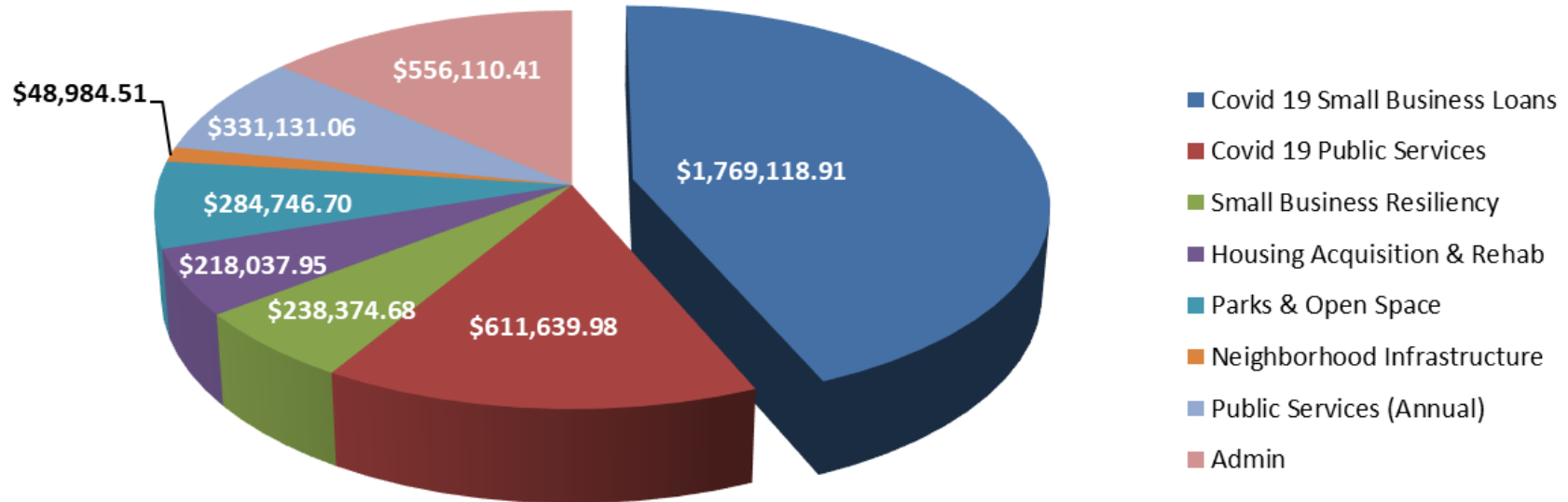


*Program year expenditures impacted by construction moratorium and other Covid-19 related delays



2020-2021 CAPER

2020-2021 CDBG Expenditure Breakdown



CDBG - \$3,446,504

CDBG-CV - \$611,640

Total - \$4,058,144



2020-2021 CAPER

Assessment of Goals & Objectives

Economic Development

- **Covid Business Relief Loans** - In the Spring of 2020, the City was awarded a supplemental CDBG-CV allocation as part of the CARES Act legislative package. As the Covid 19 pandemic and the related business closures and interruptions persisted longer than expected the city allocated over 1.7M in direct business relief through a forgivable loan program. The program was administered through the majority of the program year and assisted over 200 business with relief funds for job retention, rent and utility payments and other operating costs.
- **Main Street Technical Assistance**- Throughout the pandemic the city relied heavily on its two local on the ground technical assistance agencies to help local small businesses navigate the ever-changing landscapes of public health policies and city mandates as we navigated through the varying stages of the pandemic. The Union Square and East Somerville Main Streets organizations provided critical technical assistance and community outreach to local small businesses in their districts with limited capacity to navigate through the public health crisis.



2020-2021 CAPER

Assessment of Goals & Objectives

Economic Development

Program Yr 20 Expenditures

<u>Project</u>	<u>PY 20</u> <u>Expenditure</u>
Small Business Resiliency Program	\$74,623
Union Square Main Streets	\$107,501
East Somerville Main Streets	\$56,250
Covid Business Relief Loans	\$1,664,300
Project Delivery Costs	\$104,819
Total	\$2,007,493



Assessment of Goals & Objectives

Transportation & Infrastructure

- **Multi-Modal Traffic and Pedestrian Safety Improvements** – The city began to make significant progress towards its multi-modal and pedestrian safety goals. In the previous program year the city completed its first major bus lane and accompanying pedestrian improvements through the Central Broadway corridor. This was partially funded through CDBG funds . In the 2020-2021 program year the city continued to expand its bus lane network by implementing a bus lane and supporting pedestrian improvements in the Washington street corridor. While the city had hope to complete a broader range of pedestrian and traffic improvements in eligible census tracts citywide the onset of the pandemic in early 2020 delayed these activities from being completed during that time.



2020-2021 CAPER

Assessment of Goals & Objectives ***Transportation & Infrastructure***

Program Yr 20 Expenditures

<u>Project</u>	<u>PY 20 Expenditure</u>
Washington Traffic and Ped Safety	\$22,942
Streetscape Project Delivery Costs	\$26,042
Total	\$48,984



Assessment of Goals & Objectives

Parks & Open Space

- **Street Tree Planting** – Planted approximately 100 trees throughout CDBG districts across the spring and fall planting seasons; increased urban tree canopy to improve quality of life.
- **Prospect Hill Park** – Punchlist items were completed and the project was closed out in program year 2020.
- **Healey School Playground and Fields** – Construction was completed on phase 1 of the schoolyard tot lot and phase 2 of the athletic fields began construction in late Spring 2021.
- **Allen St. Playground and Community Garden** – Construction Completed and park opened in program year 2020



2020-2021 CAPER

Assessment of Goals & Objectives *Parks & Open Space*

Program Yr 20 Expenditures

<u>Project</u>	<u>PY 19 Expenditure</u>
Street Tree Planting	\$51,104
Healey Playground	\$21,047
Allen St. Playground	\$118,882
Prospect Hill	\$29,708
Parks Project Delivery Costs	\$64,003
Total	\$284,746



2020-2021 CAPER

Assessment of Goals & Objectives

Housing

- **Eligible uses of CDBG and HOME funds include:**
 - New Construction of Housing (HOME)
 - Housing Rehabilitation (CDBG) (HOME)
 - Tenant-Based Rental Assistance (HOME)
 - Assistance to Homebuyers (HOME) (CDBG)
- **PY20 Funds**
 - \$113,477 of HOME and \$218,037 CDBG funds expended on housing programs and projects.



2020-2021 CAPER

Assessment of Goals & Objectives

Housing

<u>Program Name</u>	<u>PY20 Expenditure</u>	<u>Accomplishments</u>
Housing Development	\$436,050 HOME	<ul style="list-style-type: none">• 18-20 Illinois – Completed acquisition, refinance and rehab of a multi-family property serving two (2) low-income households.
Housing Rehab	\$218,037 CDBG	<ul style="list-style-type: none">• 6 rental and 4 homeowner units were rehabilitated• Additional 100 Homes program units in progress and in the pipeline include 16 units at 355 Broadway.
Homebuyer Assistance	\$5,000	<ul style="list-style-type: none">• Assisted 1 Household with closing cost assistance.



2020-2021 CAPER

Assessment of Goals & Objectives

Public Services

Public Service and ESG programs were awarded to 15 Non-Profit agencies through 19 projects primarily to address:

- Family Stabilization and Job Readiness programs
- Prevention Programs to Help Reduce and End Homelessness

The following slides will detail how many low-income residents were served.



2020-2021 CAPER

Assessment of Goals & Objectives

Public Services

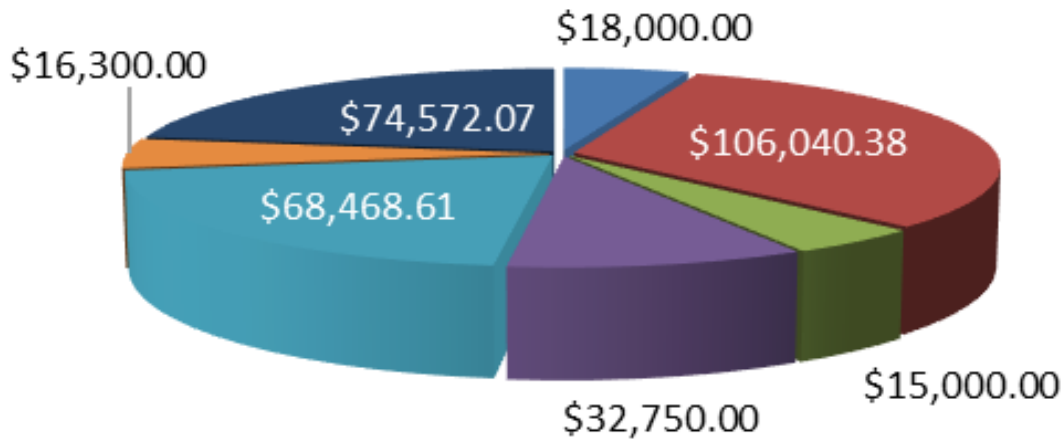
Summary of Services and Persons Served*

Eligible Activity	People Assisted CDBG	People Assisted CDBG-CV
Food Banks	9,105	546
Senior & Handicapped Services	146	22
Housing Counseling	43	62
Job Training		68
Battered & Abused Spouses	1,963	
Youth Services/Child Care	111	202
Substance Abuse Services	134	
Other	181	32
Total	11,683	932



2020-2021 CAPER

2020-2021 Annual Public Services Expenditures



Category ▾

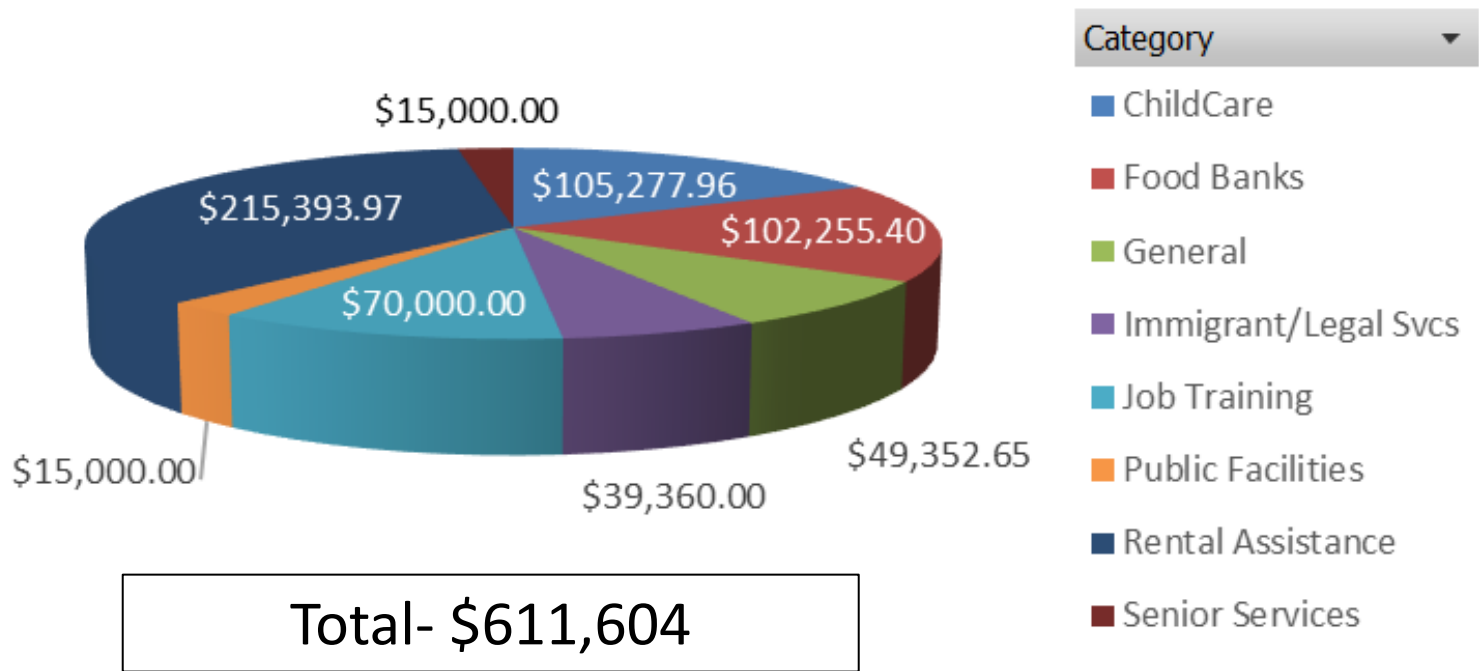
- Domestic Violence
- Food Banks
- Housing Counseling
- Immigrant Service
- Senior Svcs
- Substance Abuse
- Youth Services

Total: \$331,131



2020-2021 CAPER

Public Services Expenditures CDBG-CV





2020-2021 CAPER

Public Comments & Next Steps



2020-2021 CAPER

Public Comments & Questions

- Verbal: via the Consolidated Annual Performance Evaluation Report
Public Hearings
- Via Email to: ospcd@somervillema.gov
- In writing to:
 - OSPCD Attn: Alan Inacio
93 Highland Avenue
Somerville, MA 02143
- Visit the City's website more information at www.somervillema.gov
- Comments will be accepted through the end of the business day on December 2, 2021.